



Release Notes

Released 2023-02-13

Table of Contents

New functionality and improvements	1
Participant Portal Dashboard User Interface	1
Document templates	2
Decision Maker reports	3
Landing page video improvement	5
Detailed Referral Report changes	5
New Activity Timeline Report	5
Customer-specific	6
East Region Tableau	6
Careers in Colorado Industry page responsiveness	6
New data to populate EdReturns	6
Bugs addressed	6
Impact question export	6

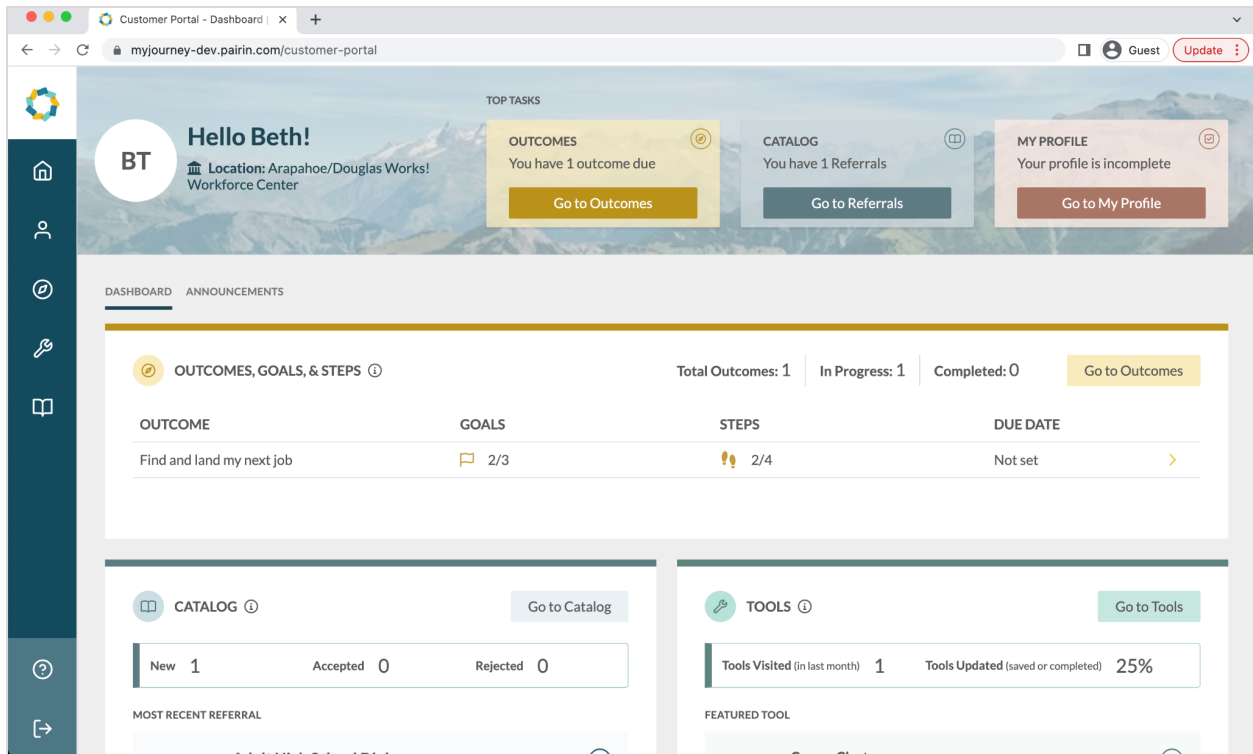
New functionality and improvements

Participant Portal Dashboard User Interface

- ❖ The participant portal dashboard has new, visually appealing design
 - Widgets within the dashboard show a snapshot of participant engagement



- Participants can click within the widgets to navigate to other parts of the platform
- ❖ **Impact:** Participants can more easily see their progress within My Journey, go back to tasks from their last session, and use the dashboard as a homepage to navigate the portal



Document templates

- ❖ Client administrators can now upload document templates for any document category within My Journey
 - Client administrators can navigate to Document Categories, pick a document type, then choose one or multiple files to upload as templates or examples
 - Professionals and participants can then view the document templates when completing and uploading documents
- ❖ **Impact:** Participants and alongsiders (i.e., professionals) can view templates and example documents to ensure the documents they are uploading meet expectations



Client administrator view

<input checked="" type="checkbox"/> Public Assistance Records	<input type="text" value="https://"/>
<div>Choose Files No file chosen</div>	
Public Assistance Template.png	
<div>Download Delete</div>	
<input checked="" type="checkbox"/> Divorce decree or legal separation	<input type="text" value="https://"/>
<div>Choose Files No file chosen</div>	
Divorce decree example.png	
<div>Download Delete</div>	

Professional and participant view

Public Assistance Records ?

Choose Files No file chosen

☐ Check to indicate the document is on file

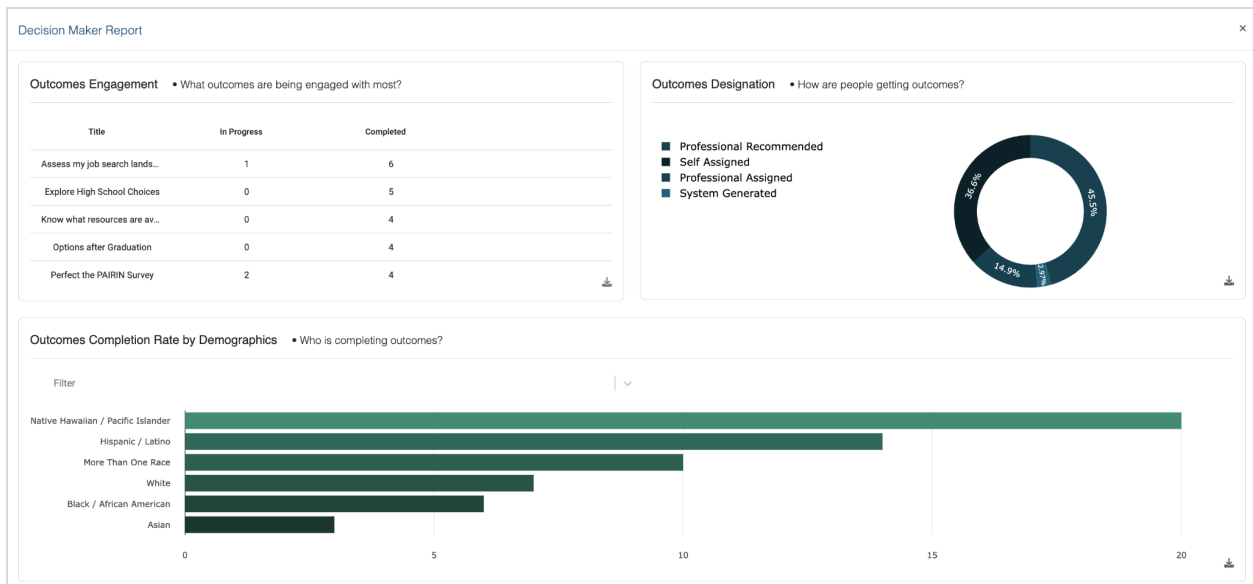
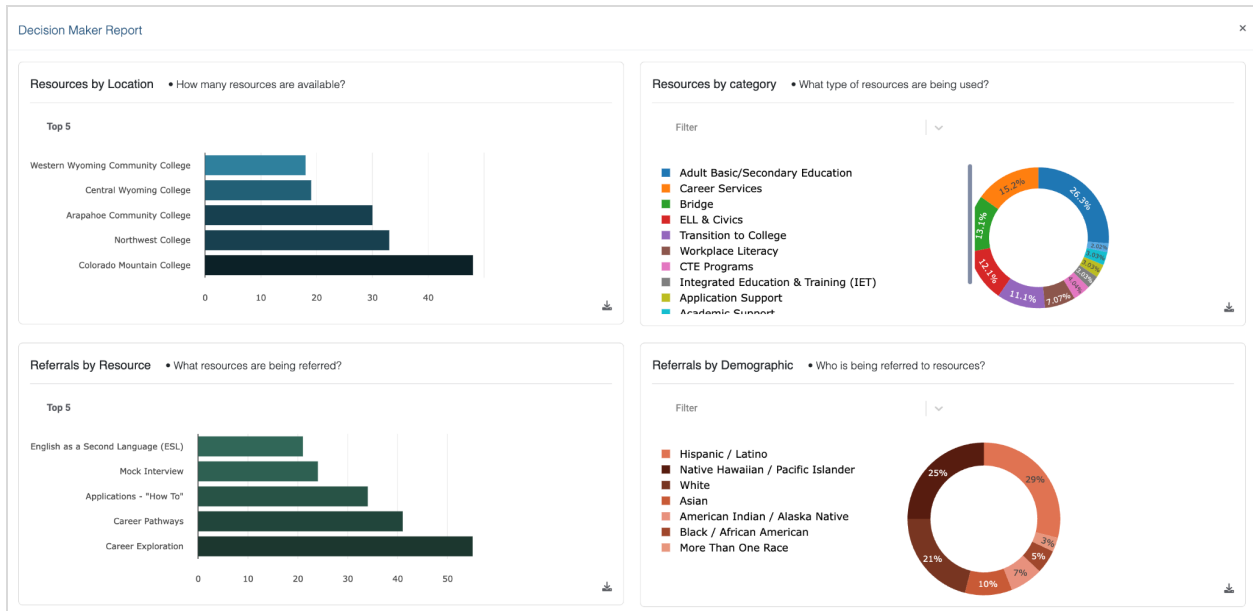
Template Public Assistance Template.png

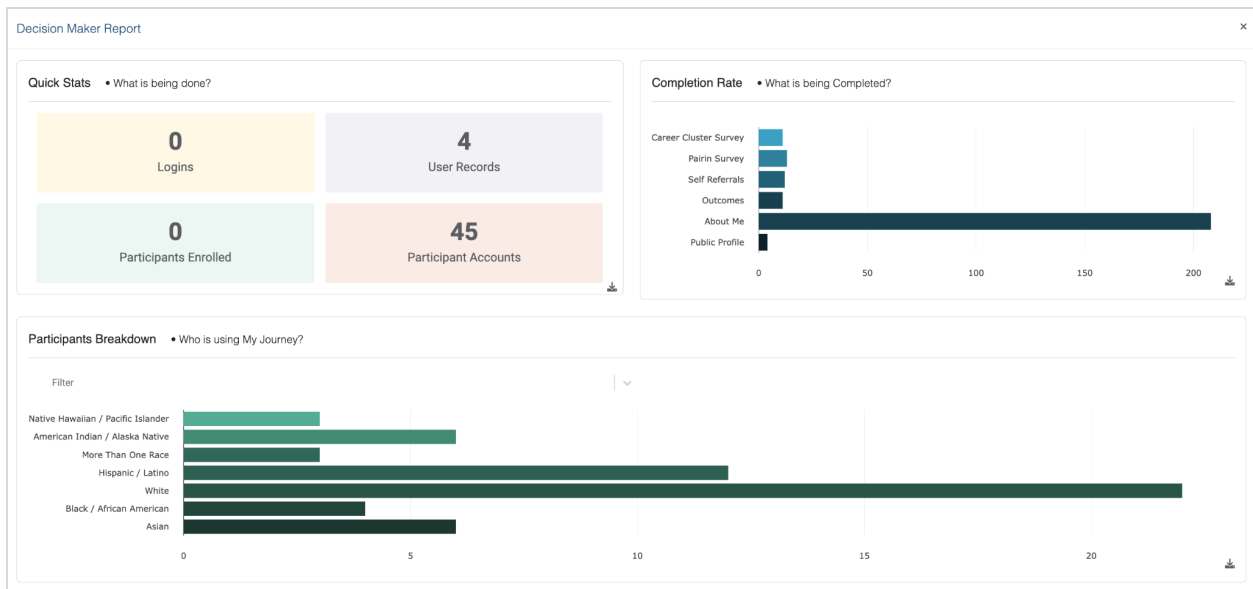
Decision Maker reports

- ❖ Professional users can view the following aggregate reports:
 - Community Catalog Report:
 - Top five locations by number of resources
 - Top five resources by number of referrals
 - Resource usage by category
 - Referrals by race
 - Outcomes Report (for My Journey Outcomes, Goals, and Steps):
 - Top five Outcomes by engagement (in progress and completed)
 - Breakdown of how participants access Outcomes (e.g., self-assignment vs. recommendation from professional)
 - Outcome completion rate by race
 - Participant Stats Report:
 - Number of logins, user records, enrollments, and accounts
 - Number of tools engaged with or completed, by tool
 - Participants by race



❖ **Impact:** Professional users can gain real-time insights into the people being served and the impact being made





Landing page video improvement

- ❖ For customers with multiple videos displayed on the landing page, the video carousel will now pause when a video is being played
- ❖ **Impact:** Users will be able to view a full video before being redirected to the next video

Detailed Referral Report changes

- ❖ Professionals can now view additional information in the downloaded Detailed Referrals Report
 - Additional information includes Customer ID, referral status update date, and referral notes
- ❖ **Impact:** Professionals benefit from more complete information on referrals

New Activity Timeline Report

- ❖ Professional can now run an Activity Timeline Report to query activities logged within a time range
 - The report includes: Customer ID, location name, type of activity, activity date, due date, assigned user, status, regarding, duration, activity code, outcome goal, and notes
 - The report is available for download
- ❖ **Impact:** Professionals can benefit from a more complete view of activities logged within their location



Customer-specific

East Region Tableau

- ❖ Tableau reports are now enabled for East Region Adult Education
- ❖ **Impact:** Professionals will be able to access robust analytics within the platform

Careers in Colorado Industry page responsiveness

- ❖ Careers in Colorado Industry pages are now more responsive on mobile devices
- ❖ **Impact:** Participants will be able to more easily use Careers in Colorado on mobile devices

Refreshed data in EdReturns

- ❖ The Return on Investment EdReturns tool on My Colorado Journey has been refreshed with new data from 2022
- ❖ **Impact:** Participants will be able to rely on current data when comparing the return on investment for different programs and providers

Bugs addressed

Impact question export

- ❖ **Bug:** The Impact Question export previously associated cell values with the wrong columns
- ❖ **Fix:** The Impact Question export now associates cell values with the correct columns, and can be used more easily for analysis

